

# Google Classroom Parent workshop 2024-2025




Google Classroom

Presented by Mrs Chowdhury and Miss Gultutan

# How to login in?

1. Type in google classroom and click enter

 Google Classroom  
https://classroom.google.com ▾

[Sign in - Google Accounts](#)

Not your computer? Use a private browsing window to sign in. Learn more about using Guest mode. Next. Create account.

2. Enter the email  
username@northstartrust.org.uk



## Sign in

Use your Google Account

Email or phone

231 @northstartrust.org.uk

[Forgot email?](#)

Not your computer? Use a private browsing window to sign in. [Learn more about using Guest mode](#)

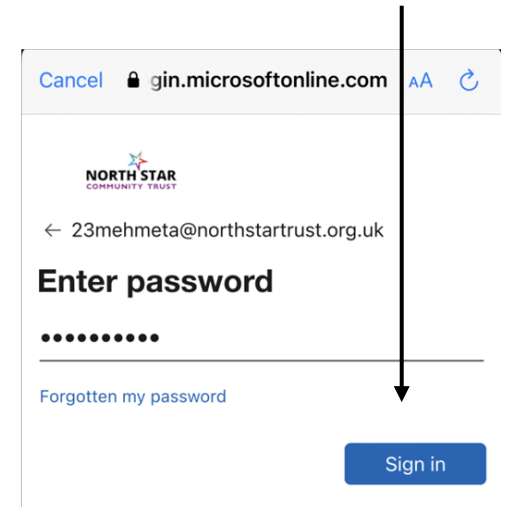
[Create account](#)


[Next](#)

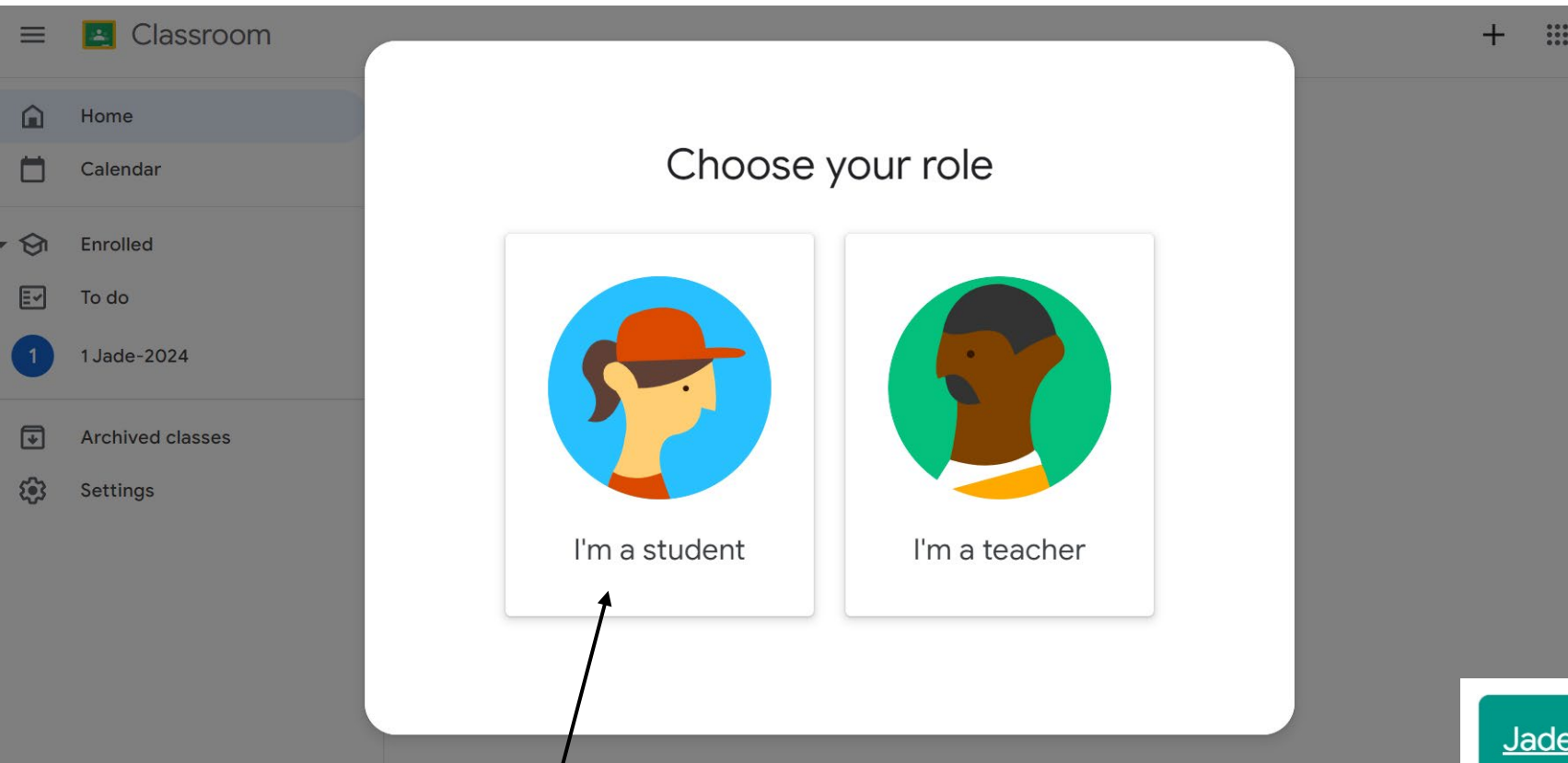
3. Enter email again then click next.  
Enter password then click sign in.



  
**Sign in**  
someone@northstartrust.org.uk  
[Can't access your account?](#)  
[Next](#)

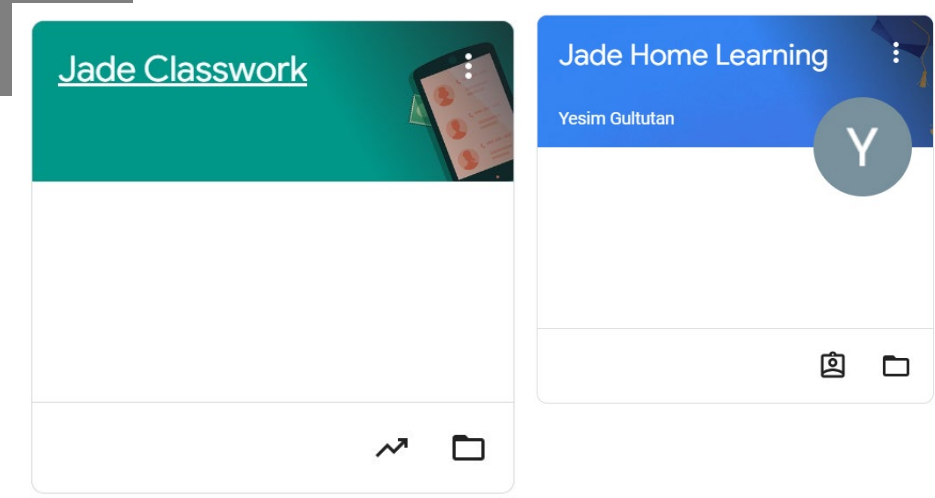



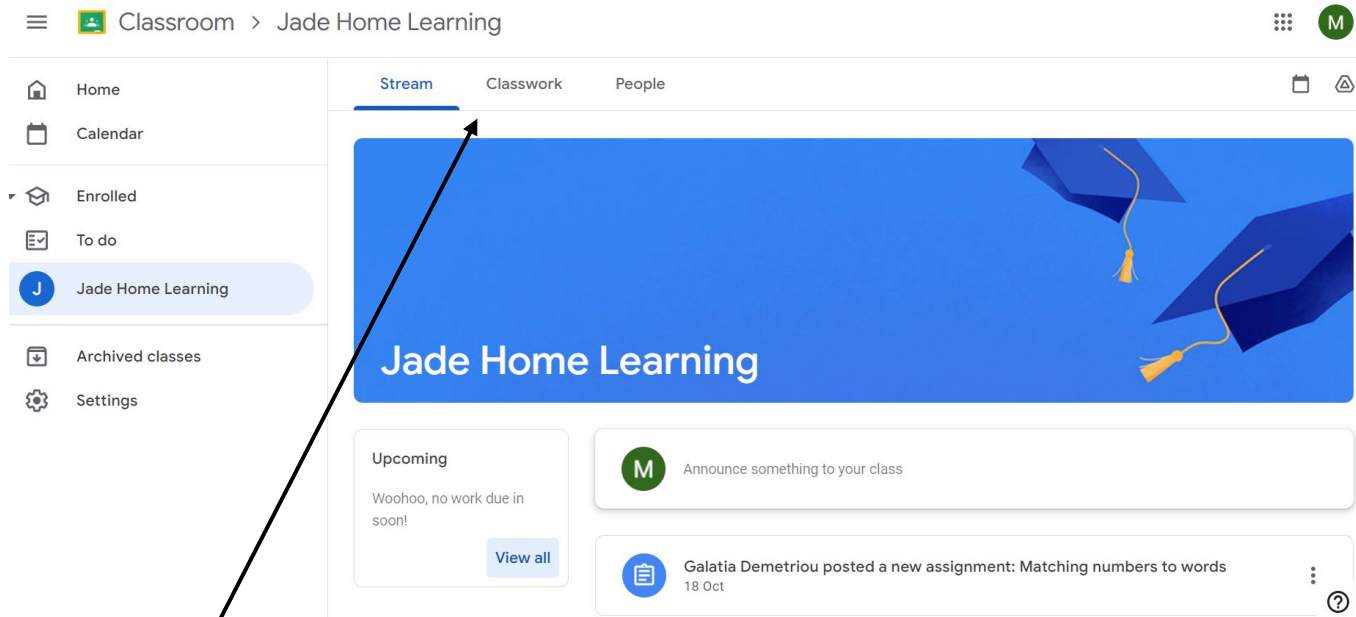
[Cancel](#) gin.microsoftonline.com AA ↻  
  
← 23mehmeta@northstartrust.org.uk  
**Enter password**  
.....  
[Forgotten my password](#)  
[Sign in](#)



4. Select 'I'm a student'

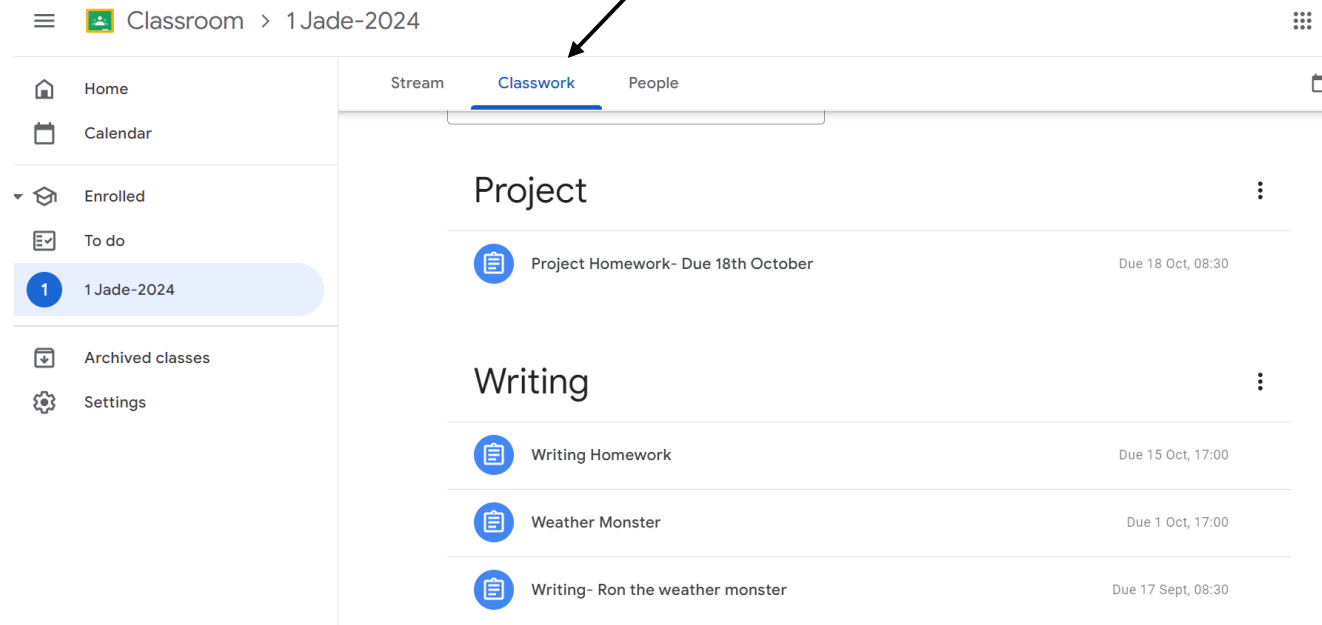
5. Click on Home learning





7. Click on 'Classwork'  
You can see the homework tasks that has been assigned

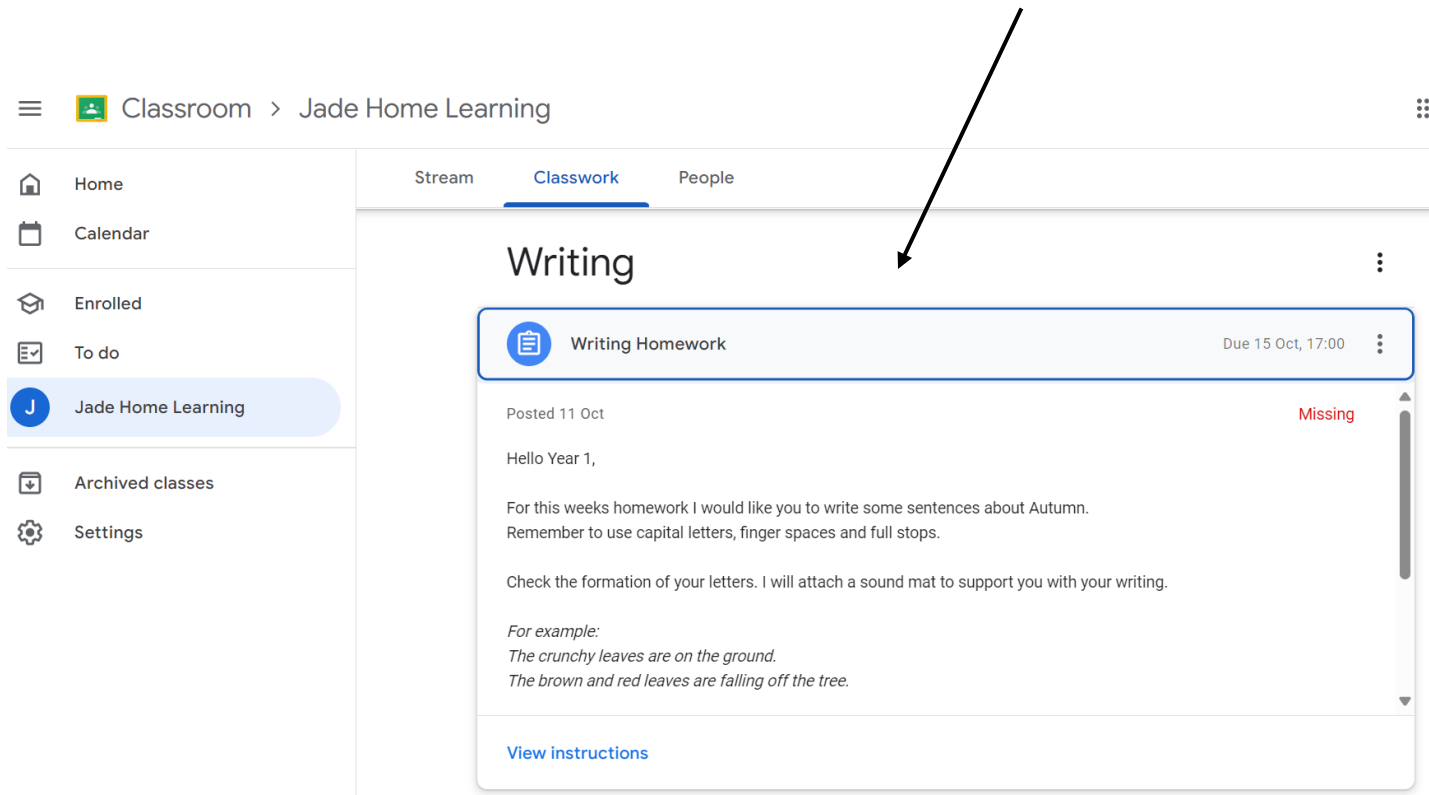
6. You will be on the stream page. This is where you will see notifications of homework tasks.



**8. Click on the task.**

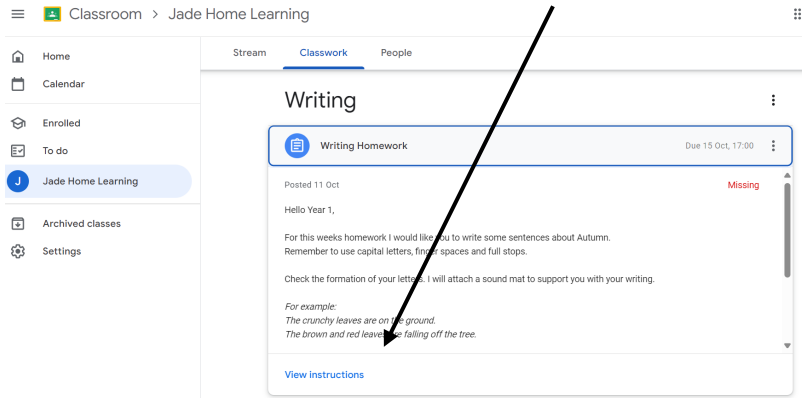
Here you will find instructions on the task you need to complete.

You will also see how to complete this homework for example a quiz or upload a document.

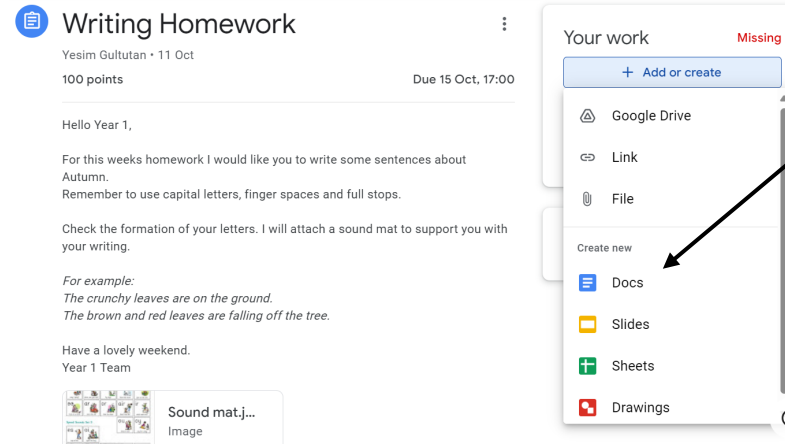


The screenshot shows a classroom interface with a sidebar on the left and a main content area. The sidebar includes navigation options: Home, Calendar, Enrolled, To do, Jade Home Learning (selected), Archived classes, and Settings. The main content area has tabs for Stream, Classwork (selected), and People. Under the Classwork tab, there is a 'Writing' section. A task titled 'Writing Homework' is highlighted with a blue border and a blue arrow pointing to it. The task details include a due date of 'Due 15 Oct, 17:00', a status of 'Missing', and the following text: 'Posted 11 Oct', 'Hello Year 1,', 'For this weeks homework I would like you to write some sentences about Autumn. Remember to use capital letters, finger spaces and full stops.', 'Check the formation of your letters. I will attach a sound mat to support you with your writing.', and 'For example: The crunchy leaves are on the ground. The brown and red leaves are falling off the tree.' At the bottom of the task card is a 'View instructions' link.

**9. Click 'View Instructions'**

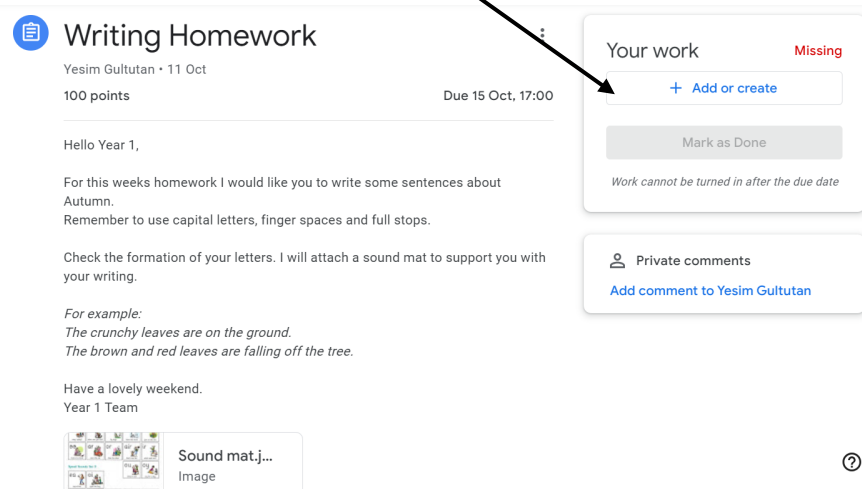


**11. Click on the assignment type you have been asked to complete.**

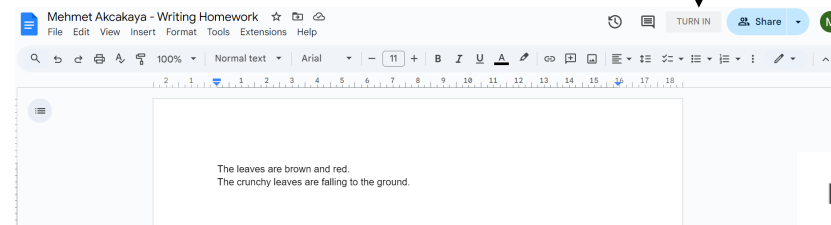


For example, 'Docs'

**10. Click 'Add or create'**



**12. Once you have completed your work click 'TURN IN'**



**13. Confirm and click 'Hand in'**

Hand in your work?

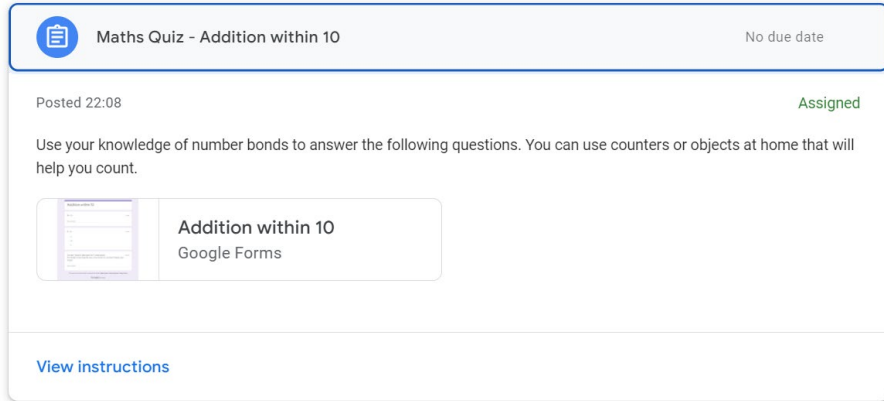
1 attachment will be submitted for "Writing Homework".

Mehmet Akcakaya - Writing Homework

Cancel Hand in

# Completing your homework– Quiz


1. Click on the homework—Google form quiz



Maths Quiz - Addition within 10 No due date

Posted 22:08 Assigned

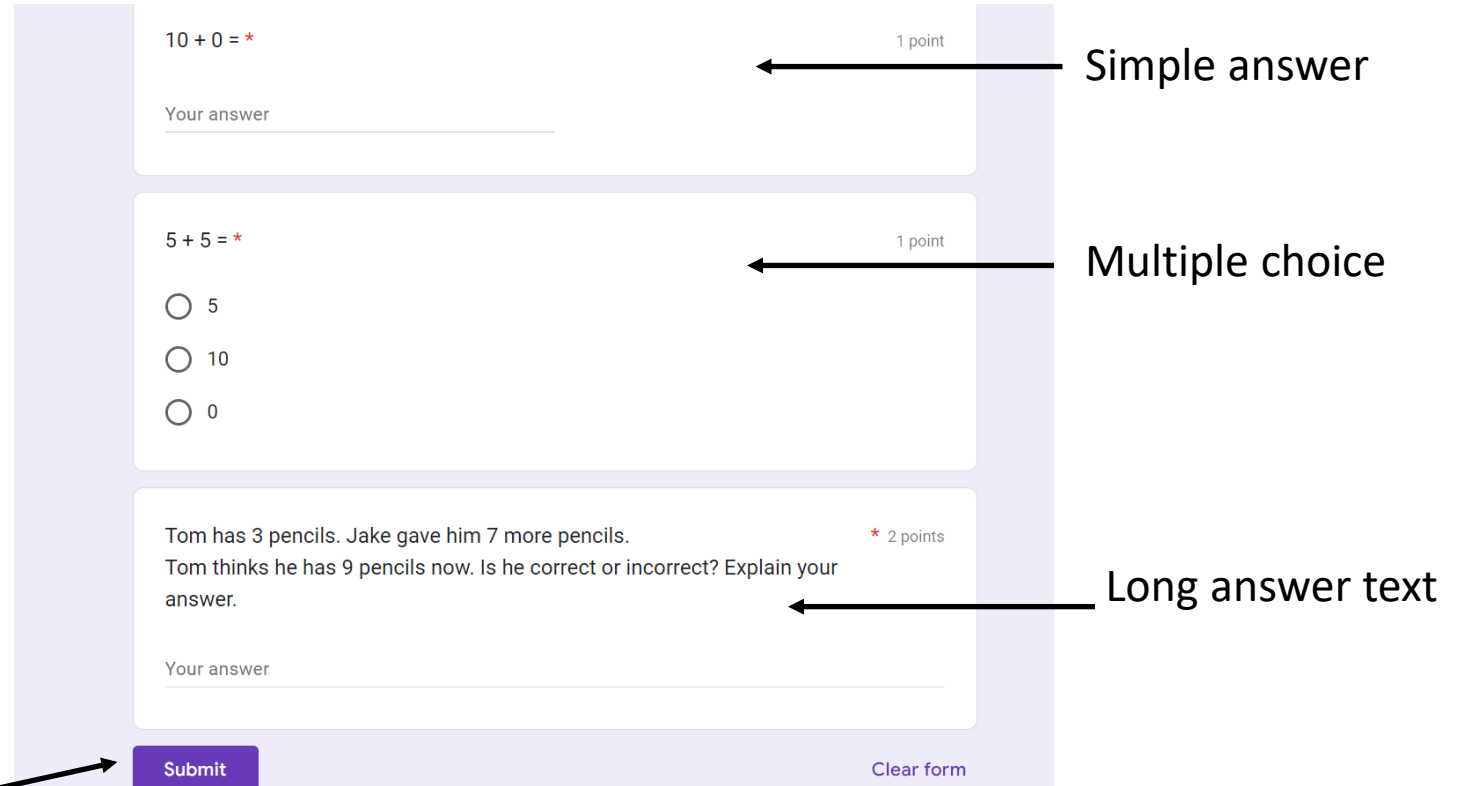
Use your knowledge of number bonds to answer the following questions. You can use counters or objects at home that will help you count.

 **Addition within 10**  
Google Forms

[View instructions](#)

2. Complete the questions in the quiz.

There will be an option for a simple answer, long answer text, paragraph or multiple choice depending on the quiz set by your class teacher.



10 + 0 = \* 1 point **Simple answer**

Your answer \_\_\_\_\_

5 + 5 = \* 1 point **Multiple choice**

5

10

0

Tom has 3 pencils. Jake gave him 7 more pencils. \* 2 points **Long answer text**

Tom thinks he has 9 pencils now. Is he correct or incorrect? Explain your answer.

Your answer \_\_\_\_\_

**Submit** Clear form

3. Click submit

4. You will get a notification to say that your work has been submitted and marked as done.

## Addition within 10

Response submitted and assignment marked as done.

View score

Open assignment

5. Click 'View score'

## Addition within 10

Response submitted and assignment marked as done.

View score

Open assignment

6. Here you will see the questions you got correct and incorrect.

You can also see your total points.

✓ 10 + 0 = \* 1/1

10 ✓

✗ 5 + 5 = \* 0/1

5 ✗

10

0

Correct answer

10



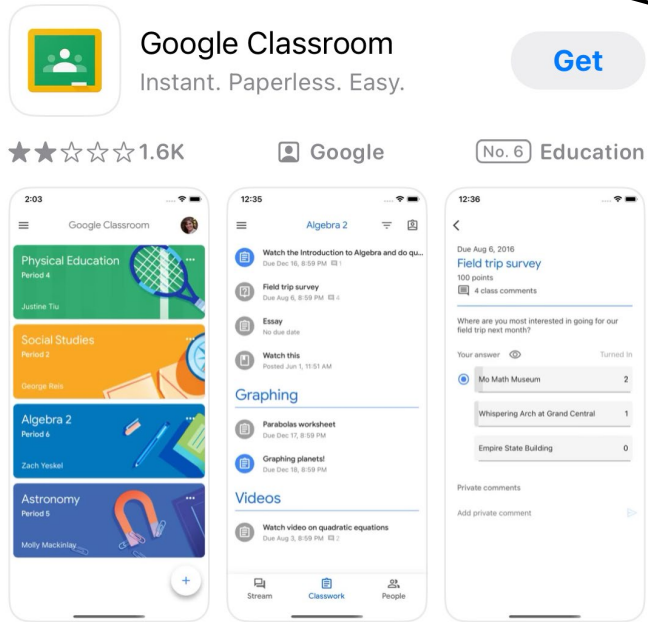
# How to access google classroom on your phones



Use the 'App Store' or 'Google Play'



google classroom Cancel



1. Search 'Google Classroom'

accounts.google.com

Sign in

with your Google Account. You'll also sign in to Google services in your apps & Safari.

Email or phone 23MehmetA@northstartrust.org.uk

Forgot email?

Create account

Next

2. Enter email then click next.

gin.microsoftonline.com



23mehmeta@northstartrust.org.uk

Enter password

.....

Forgotten my password

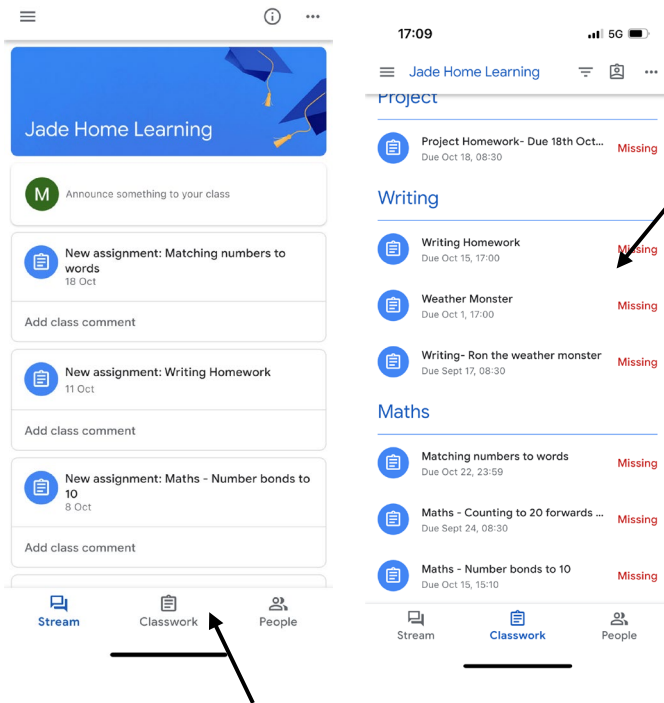
Sign in

3. Enter password then click sign in.



4. Click on 'Home Learning'

6. Click on a task



5. Click on 'Classwork'

Then you will see homework tasks that has been assigned.

Hello Year 1,

For this weeks homework I would like you to write some sentences about Autumn. Remember to use capital letters, finger spaces and full stops.

Check the formation of your letters. I will attach a sound mat to support you with your writing.

*For example:  
The crunchy leaves are on the ground.  
The brown and red leaves are falling off the tree.*

Have a lovely weekend.  
Year 1 Team


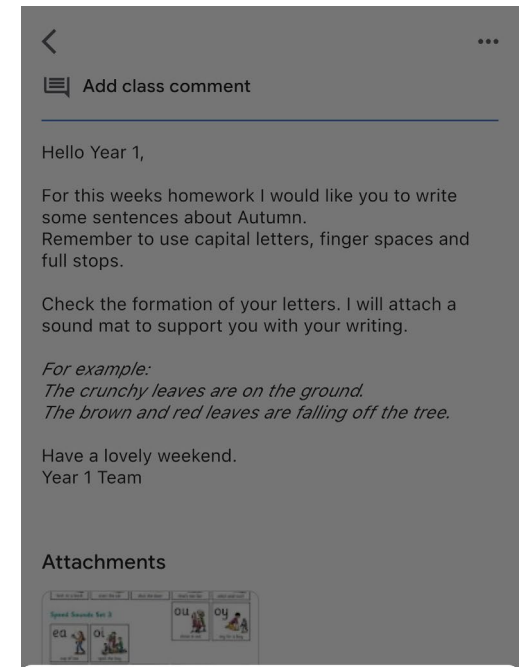
#### Attachments




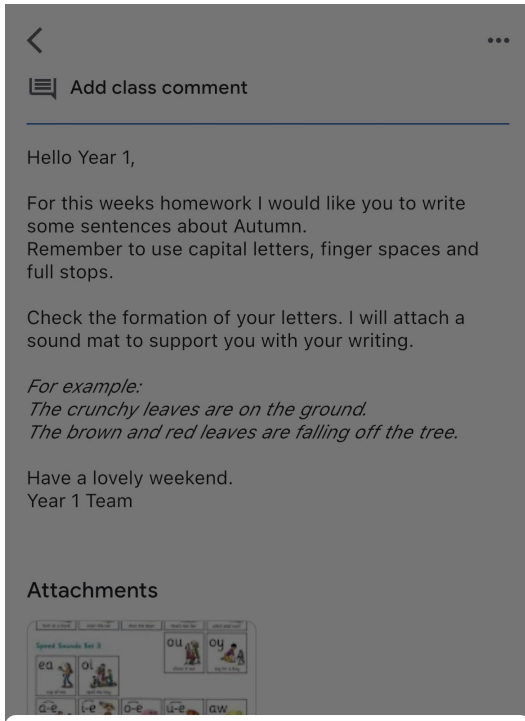
Your work Missing

[+ Add work](#)

7. Click on 'Add work'

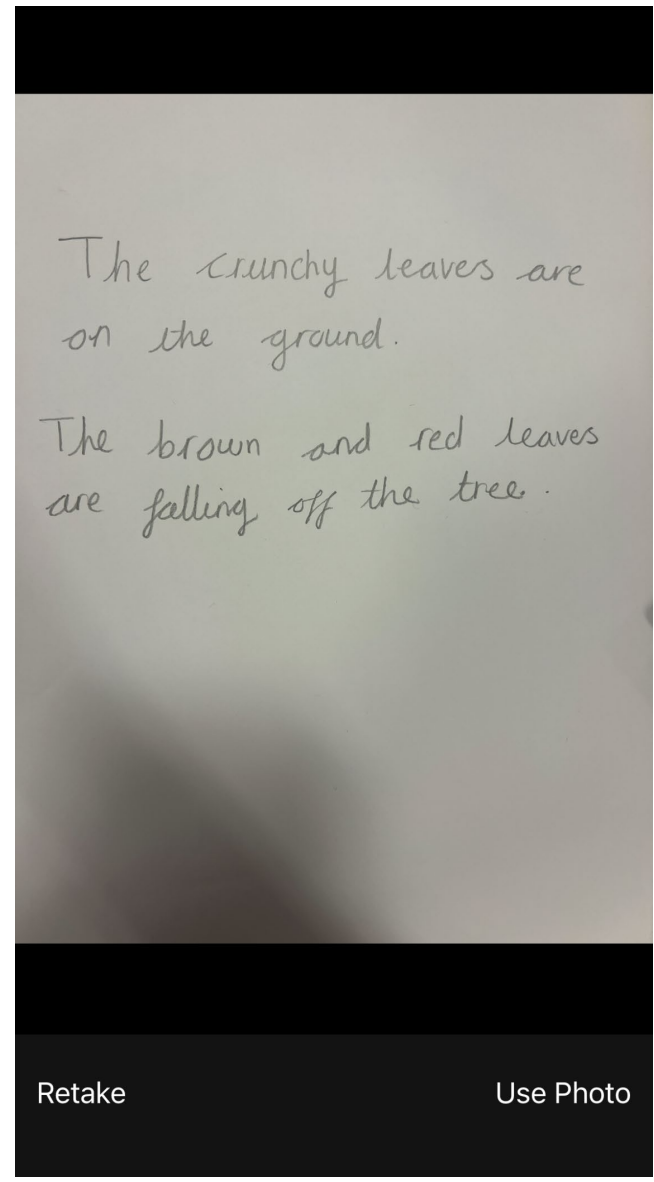


8. Select an option



- Scan pages
- Take photo
- Record video

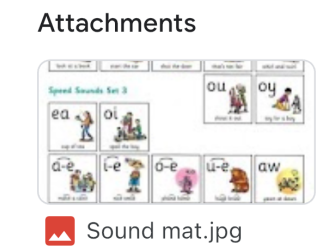
Select an option



Click on 'Use Photo'



Hello Year 1,  
For this weeks homework I would like you to write some sentences about Autumn.  
Remember to use capital letters, finger spaces and full stops.  
Check the formation of your letters. I will attach a sound mat to support you with your writing.  
*For example:*  
*The crunchy leaves are on the ground.*  
*The brown and red leaves are falling off the tree.*  
Have a lovely weekend.  
Year 1 Team



Click on 'Hand in'

